



Adopted Budget

for

2023

August 12, 2022

SUMMARIES BY DEPARTMENT

Contents

	Page(s)
Governance/Administration	1
Total Budget Summary	2
Financing	3
Residential Appraisal Department Summary	4
BPP/Utilities/ Minerals Appraisal Department Summary	5
Commercial Appraisal Department Summary	6
Information Services Department Summary	7
Support Services Department Summary	8
Geographic Information Services Department Summary	9
ARB Support Department Summary	10
Administration Department Summary	11
General Operations Department Summary	12
Capital Outlay	13
Proposed Staff Positions	14
Proposed Pay Schedule	17 - 19
Benefit Summary	20
2022 Preliminary Tax Entity Budget Allocations	21 - 22

Governance / Administration

Board of Directors

Kathryn Wilemon - Chairman

Rich DeOtte - Secretary

Wendy Burgess

J R Martinez

Tony Pompa

Jungus Jordan

Executive Director/Chief Appraiser

Jeffery Law

Tarrant Appraisal District 2023 Budget Summaries (Adopted)

Tarrant Appraisal District (TAD) is a political subdivision of the State of Texas created effective January 1, 1980. The provisions of the Texas Property Tax Code govern the legal, statutory, and administrative requirements of the appraisal district. A five member Board of Directors, appointed by the taxing units within the boundaries of Tarrant County, constitutes the District's governing body. The Tarrant County assessor-collector also serves on the board but is a non-voting member. The Chief Appraiser, appointed by the Board of Directors, is the chief administrator and chief executive officer of the appraisal district. The chief appraiser is allowed by law to delegate authority and appraisal responsibilities to his employees.

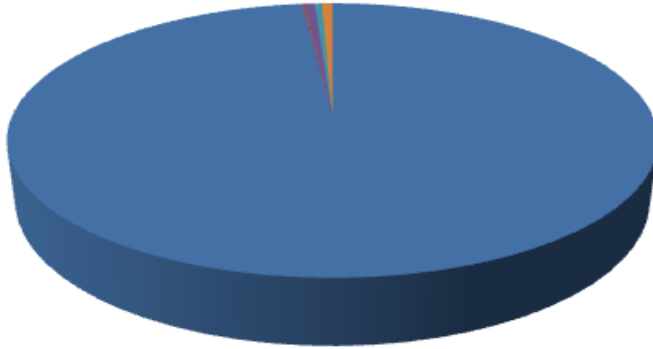
Tarrant Appraisal District (TAD) is responsible for local property tax appraisal and exemption administration for seventy jurisdictions or taxing units in the county. Each taxing unit, such as the county, a city, school district, municipal utility district, etc., sets its own tax rate to generate revenue to pay for such things as police and fire protection, public schools, road and street maintenance, courts, water and sewer systems, and other public services. Property appraisals are determined by the appraisal district and used by the taxing units to calculate and allocate the annual tax burden. TAD also administers and determines eligibility for various types of property tax exemptions that are authorized by state and local governments, such as those for homeowners, the elderly, disabled persons, disabled veterans, and charitable or religious organizations.

	2021	2022
Payroll:		
Direct Salaries	\$ 15,281,475	\$ 16,797,595
Retirement Benefits	\$ 2,015,637	\$ 2,307,326
Group Insurance Benefits	\$ 3,165,445	\$ 2,923,069
Total Payroll Costs	\$ 20,462,557	\$ 22,027,990
Other:		
Training, Travel, Dues & Publications	\$ 370,070	\$ 335,666
Appraisal Review Board Compensation	\$ 675,000	\$ 725,000
Legal, Litigation & Arbitration Expenses	\$ 1,659,650	\$ 1,639,400
Professional Services - Other	\$ 863,856	\$ 909,756
Office Rent, Utilities & Janitorial	\$ 98,425	\$ 118,217
Telephone & Communications	\$ 102,794	\$ 115,298
Postage, Freight & Mailing Services	\$ 924,560	\$ 893,483
Materials, Supplies, Services	\$ 1,518,473	\$ 1,570,199
Contingencies	\$ 100,000	\$ 100,000
Capital Outlay	\$ 14,732	\$ 196,380
Total Other Costs	\$ 6,327,560	\$ 6,603,399
Totals	\$ 26,790,117	\$ 28,631,389



Financing Summary

Amount:



- Taxing Unit Allocations
- Interest Earnings
- Data Sales/Misc. Income
- 911 District Contract Pmt.
- Rendition Penalty Payments
- Transfer from Board Established Contingency

Funding Source:

Taxing Unit Allocations
 Interest Earnings
 Data Sales/Misc. Income
 911 District Contract Pmt.
 Rendition Penalty Payments
 Transfer from Board Established Contingency
 Transfer from Bldg. Maint. Committed Fund
 Transfer from Technology Committed Fund
 Transfer from Pension Liability Committed Fund
 Transfer from CAMA Committed Fund
 Transfer from Unrestricted/Unassigned

Amount:

	\$	27,728,683	96.85%
	\$	200,000	0.70%
	\$	5,200	0.02%
	\$	197,506	0.69%
	\$	150,000	0.52%
	\$	350,000	1.22%
	\$	-	
	\$	-	
	\$	-	
	\$	-	
	\$	-	
Totals	\$	28,631,389	100%

Residential Appraisal Division (1000)

2023 Budget

Responsible for:

The Residential Appraisal Department is responsible for the valuation of all residential real property, including land and improvements located within TAD's jurisdictional boundaries. The department consists of three divisions; Residential Appraisal, Residential Research and Agricultural Land Valuation.



2023 Division Budget

Salaries, Wages & Related	\$ 3,860,853
Employee Benefits	\$ 1,145,120
Miscellaneous	\$ 1,696
Furniture/Equip <\$5,000	\$ 1,400
Comp/Elec/Tech <\$5,000	\$ -
Office Supplies	\$ 2,350
Postage/Mail Srvc	\$ 36,278
Reproduction	\$ 200
Printing	\$ 1,567
Hardware Maint.	\$ -
Dues/Subscriptions	\$ 5,227
Travel	\$ 7,700
Training	\$ 5,680
2023 Adopted Total	\$ 5,068,071
2022 Budget	\$ 4,632,819
FTE's 2023 Budget:	47
FTE's 2022 Budget:	47

2022 Statistics:

668,109 Total Parcels

619,153 Homes

44,148 Vacant lots

4,808 Agriculture Parcels

Total Market Value at 2022

\$183B

2022 New Construction Inspected:

9,275

2022 Building Permits Inspected:

26,679

2021 Fire Reports Inspected:

1,900+/-

2021 Sales Verified:

27,000

2021 Protests Resolved Informally

91,503

2021 ARB hearings

26,101

2021 Call Center Calls Received:

6,000+

BPP / Utilities / Minerals Division (1500)

2023 Budget

Responsible for:

The Business Personal Property, Utilities and Minerals Department is responsible for determining the market value for machinery and equipment and other tangible fixed assets used in the production of income. Additionally, valuation of fixed assets of utilities and the valuation of mineral rights are included as responsibilities.

2023 Division Budget

Salaries, Wages & Related	\$ 2,020,970
Employee Benefits	\$ 626,023
Temporary Support	\$ -
Miscellaneous	\$ 500
Furniture/Equip <\$5,000	\$ 2,000
Comp/Elec/Tech <\$5,000	\$ -
Office Supplies	\$ 1,565
Postage/Mail Srvc	\$ 6,128
Reproduction	\$ -
Printing	\$ 1,606
Hardware Maint.	\$ 150
Dues/Subscriptions	\$ 15,030
Travel	\$ 4,650
Training	\$ 5,250
Other Professional Services	\$ 282,800

2023 Adopted Total **\$ 2,966,672**

2022 Budget **\$ 2,769,805**

FTE's 2023 Budget: **27**

FTE's 2022 Budget: **26**



2022 Statistics

1,160,644 total accounts
(includes 1.1M minerals)

\$39.9B total value
(\$714M - minerals)

Staff handles appraisal of standard BPP accounts, special inventory (VIT), aircraft, billboards, leasing companies and utilities*

Coordinates with Pritchard & Abbott on mineral appraisal and some utilities



Commercial Appraisal Division (2000)

2023 Budget

Responsible for:

The Commercial Appraisal Department is responsible for the valuation of all commercial real property, including land and improvements located within TAD's jurisdictional boundaries. The department consists of four divisions; Commercial Appraisal, Complex Property Appraisal, Commercial Research and Reporting and Litigation and Arbitration.

2023 Division Budget

Salaries, Wages & Related	\$ 4,408,037
Employee Benefits	\$ 1,267,577
Miscellaneous	\$ 800
Furniture/Equip <\$5,000	\$ 700
Comp/Elec/Tech <\$5,000	\$ 300
Office Supplies	\$ 4,130
Postage/Mail Srvc	\$ 9,175
Reproduction	\$ 600
Printing	\$ 2,206
Hardware Maint.	\$ 2,082
Dues/Subscriptions	\$ 94,045
Travel	\$ 10,460
Training	\$ 15,795

2023 Adopted Total **\$ 5,815,907**

2022 Budget **\$ 5,270,110**

FTE's 2023 Budget: **50**

FTE's 2022 Budget: **49**



2022 Statistics:

2022 Market Value \$113.4B (May est.)

Commercial accounts
27,286

Industrial accounts
956

Commercial utility accounts
1,750

Multifamily
1,807

Vacant land
11,671

Exempt & Other
17,608

LITIGATION

Total suits for 2018 tax year	1,221
Total suits for 2019 tax year	1,620
Total suits for 2020 tax year	1,438
Suits closed during calendar year 2020	1,330
Active suits as of 6/1/21	1,058

Staffing:

Commercial Appraisal Section

2 Managers and 18 Appraisers

Complex Properties Section

1 Manager and 3 Appraisers.

Commercial Research Section

1 Manager and 6 appraisers

Litigation Section

1 Manager and 4 Appraisers

Information Services Division (4000)

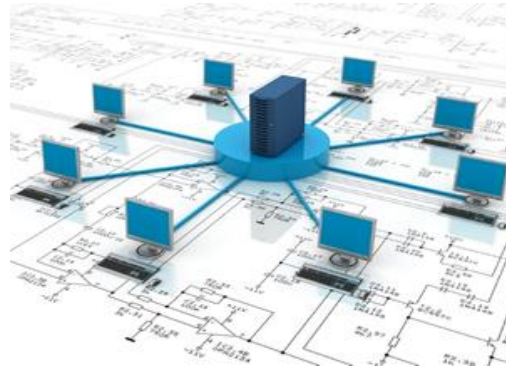
2023 Budget

Responsible for:

Providing the District, entities, and the public with continuously improving technology, data, and support solutions that ensure the most efficient and courteous property appraisal-related experience possible. Staff members respect the urgency of customers' requests while balancing them with structured, ambitious, progressive solutions that anticipate future needs. Provide fast, reliable and accessible geographic information services to the district, our regional partners, and the communities we serve. Introduce innovative technology providing the district and customers with less expensive, more reliable, and nimble solutions.

2023 Division Budget

Salaries, Wages & Related	\$ 1,871,424
Employee Benefits	\$ 502,890
Contract Labor	\$ 39,984
Temporary Support	\$ 8,160
Miscellaneous	\$ 19,290
Furniture/Equip <\$5,000	\$ 1,250
Comp/Elec/Tech <\$5,000	\$ 100,635
Office Supplies	\$ 1,500
Postage/Mail Srvc	\$ 10,450
Reproduction	\$ -
Printing	\$ 35
Hardware Rentals	\$ 312
Software Fees	\$ 720,929
Hardware Maint.	\$ 59,860
Dues/Subscriptions	\$ 4,575
Travel	\$ 6,835
Training	\$ 17,575
Other Professional Srvc	\$ 214,600
Capital Outlay- Computer Software	\$ 11,000
Capital Outlay- Computer Equipment	\$ 178,000
2023 Adopted Total	\$ 3,769,304
2022 Budget	\$ 3,461,622
FTE's 2023 Budget:	18
FTE's 2022 Budget:	18



2022 Statistics

Infrastructure:

420+ Active data ports
 300+ Desktops
 140+ Laptops / Tablets
 188+TB Total storage:
 162+TB active
 5.62TB DIS active
 55TB Tape Backups
 10TB Pictometry 100+TB History
 *118K+ Total cyber alerts / mo.
 33 Outbound alerts / mo.
 2.6K+ Malware attacks / mo.
 50+ Viruses blocked / mo.

Top threats: US, China, Netherlands, Brazil, Russia

- DPIE algorithm change discard eligible packet space

*As of May 15th each year

WEB Services:

3,588,593 – New Visitors
 126,080 – Return Visitors
 3,714,673 – Total Visitors
 6,624,034 – Annual sessions
 30,380,193 – Annual pageviews
New TAD Accounts – 39,356*
Total TAD Accounts – 272,560*
Total TAD Online Protest – 29,780*
Agent Mass Protests – 93,595*
 Online Renditions – 8,760
 TNT New Visitors - 15,656
 TNT Return Visitors – 157
 Total TNT Visitors – 15,813

*As of May 15th each year

Support Services Division (5000)

2023 Budget

Responsible for:

Department has four divisions that perform various tasks including imaging, customer service, exemptions administration and records support. Responsibilities include administering exemptions, digitally image, archive and preserve all documents, applications and other supporting documentation associated with appraisal throughout the District. Responsibilities also for property ownership changes, splits and plat work.

2023 Division Budget


Salaries, Wages & Related	\$ 2,220,137
Employee Benefits	\$ 847,819
Temporary Support	\$ 21,000
Miscellaneous	\$ 4,725
Furniture/Equip <\$5,000	\$ -
Comp/Elec/Tech <\$5,000	\$ -
Office Supplies	\$ 3,112
Postage/Mail Srvc	\$ 73,695
Reproduction	\$ 1,548
Printing	\$ 650
Advertising	\$ 13,463
Hardware Maint.	\$ 13,550
Dues/Subscriptions	\$ 2,195
Travel	\$ 9,926
Training	\$ 6,920
Legal/Litigation	\$ 20,000
Other Professional Srvc.	\$ 25,325
Capital Outlay - Furn. & Equip.	\$ -

2023 Adopted Total \$ 3,264,065

2022 Budget \$ 3,208,935

FTE's 2023 Budget: 44

FTE's 2022 Budget: 44



2021 Staff Productivity Summary

Exemption applications entered	48,548
Exemption Denials	6,905
Exemptions Cancelled	1,958
Exemptions Stopped	29,147
Applications mailed	45,337
Obituaries processed	5,736
Webmaster emails	13,045
Incoming/Outgoing/Spanish calls	88,571
Returned mail processed	47,601
Mailing Address updates	27,825
Ownership Updates	85,525
Splits/Combines	8,301
Plats	680
Total newly platted accounts	10,582
TAD documents Imaged	841,727
TAD pages Imaged	1,595,826

The Support Services Department consists of 44 staff members in 4 divisions;

- **Customer Service**
7 staff members
- **Exemptions**
21 staff
- **Records**
12 staff
- **Imaging**
3 staff

Geographic Information Services (5500)

2023 Budget

Responsible for:

The Geographic Information Services Department is responsible for providing support to all District users of spatial data and technologies. We maintain an enterprise GIS data model, allowing users to connect, visualize and share content across all departments.



GIS in 2022

Total plats: 677
 NOMASS: 559
 MASS: 118
 Total parcel count: 10,545
 NOMASS: 1,021
 MASS: 9,524
 -Number of New Polygons: 11,135
 -Number of Splits, Joins, etc.: 839
 -Number of Polygons Changed: 19,452 (data-cleanup)

Thematic Layer Changes

- City Layer Changes: 9
- School Layer Changes: 0
- PID Layer Changes: 1
- TIF Layer Changes: 5
- Abstract Layer Changes: 0
- Grid Layer Changes: 0

*As of May 15th each year

2023 Division Budget

Salaries, Wages & Related	\$ 301,736
Employee Benefits	\$ 93,160
Miscellaneous	\$ 120
Furniture/Equip <\$5,000	\$ -
Comp/Elec/Tech <\$5,000	\$ -
Office Supplies	\$ 235
Graphics - Mapping Supp.	\$ 3,374
Postage/Mail Srvc	\$ -
Reproduction	\$ -
Software Fees	\$ -
Hardware Maint.	\$ 1,295
Dues/Subscriptions	\$ 975
Travel	\$ 4,500
Training	\$ 10,875
Other Professional Serv	\$ 2,500
Mapping Services	\$ 347,506
2023 Adopted Total	\$ 766,276
2022 Budget	\$ 741,664
FTE's 2023 Budget:	4
FTE's 2022 Budget:	4

Appraisal Review Board Support Division (6000)

2023 Budget

Responsible for

The Tarrant Appraisal Review Board is a separate entity from the Tarrant Appraisal District established by state law. The law requires, however, that appraisal districts provide the funds for operation and a staff to aid with clerical and administrative needs. The Appraisal Review Board Support Division provides funding and staff to support this function.

2023 Division Budget

Salaries, Wages & Related	(*In Dept 8000)
Employee Benefits	(*In Dept 8000)
Temporary Support	\$ 53,760
Miscellaneous	\$ 400
Furniture/Equip <\$5,000	\$ 1,505
Comp/Elec/Tech <\$5,000	\$ 500
Office Supplies	\$ 17,200
Insurance and Bonds	\$ 605
Postage/Mail Srvc	\$ 197,805
Reproduction	\$ 56
Printing	\$ 41,135
Hardware Maint.	\$ 500
Dues/Subscriptions	\$ 45
Travel	\$ 1,750
Training	\$ 69,395
Legal/Litigation	\$ 35,000
ARB Fees	\$ 725,000
2023 Adopted Total	\$ 1,144,656
2022 Budget	\$ 1,203,930
FTE's 2023 Budget:	(* 11 in Dept 8000)
FTE's 2022 Budget:	(* 11 in Dept 8000)



Taxpayer Appeal Results (2021)

	NUMBERS	VALUE
Total Protests Filed	148,904	\$75.6B
Single-Family	101,907	\$16.7B
Multi-Family	4,290	\$22.8B
Comm/BPP	21,133	\$32.7B
Oil/Gas	4,394	\$73.5M

Total in-person hearings: 22,224

Final Orders issued:

*The **Tarrant Appraisal Review Board members** are not employees of the Appraisal District, but rather serve independently to hear protests and challenges from taxpayers and tax units. They are appointed by the Administrative District Judge of Tarrant County to serve a two year term on the ARB. Currently there are **85** members.*

Administration / Chief Appraiser (8000)

2023 Budget

Responsible for:

The Administration Department's function is to plan, organize, direct and control the business support functions related to human resources, budget, finance, purchasing, fixed assets, accounting, facilities maintenance, ARB support staffing and mail service. ARB support staff aid in scheduling and logistics for the Tarrant Appraisal Review Board in the conduct of their duties.

2023 Division Budget

Salaries, Wages & Related	\$ 1,492,919
Employee Benefits	\$ 456,075
Temporary Support	\$ 14,080
Miscellaneous	\$ 8,677
Furniture/Equip <\$5,000	\$ -
Comp/Elec/Tech <\$5,000	\$ -
Office Supplies	\$ 2,345
Insurance & Bonds	\$ 100
Postage/Mail Srv	\$ 3,420
Reproduction	\$ 80
Printing	\$ 1,160
Advertising	\$ 3,860
Hardware Maint.	\$ 200
Dues/Subscriptions	\$ 3,979
Travel	\$ 9,844
Training	\$ 10,405
Legal/Litigation	\$ 125,000
Other Professional Fees	\$ 8,270
 2023 Adopted Total	 \$ 2,140,414
 2022 Budget	 \$ 2,047,588
FTE's 2023 Budget:	19*
FTE's 2022 Budget:	19*

*staffing includes 11 ARB support staff



2021 Statistics



TAD receives the "Certificate of Achievement in Financial Reporting" from the Government Finance Officers Association in 2020 for the thirty-second consecutive year.



TAD holds the distinction of being **one of fifty** government units in the United States and Canada that have been awarded the "Certificate of Excellence in Assessment Administration" from The International Association of Assessing Officers.

TAD passes all areas of the Comptroller's Methods and Assistance Program Review with a score of 100.

Maintains registration of **99** appraisers with TDLR
 Hosted **11** certification classes for **218** students
 Competitive Bids/Proposals obtained: **45**
 Purchase Orders issued: **322**
 AP Checks issued: **1,606**
 Background Checks performed: **51**
 Job Postings: **17**
 New Hires: **17**
 Temporary Employees: **10**

General Operations Division (9000)

2023 Budget

Responsible for:

Facility and Custodial staff are responsible for the maintenance and upkeep of the physical plant of the District. Office services and Operation staff perform duties related to mail and printing operations and coordination of supply distribution between divisions. Organization-wide professional service funding resides in this budget.

2023 Division Budget

Salaries, Wages & Related	\$ 314,829
Employee Benefits **	\$ 291,731
Contract Labor	\$ 169,406
Temporary Support	\$ 300
Miscellaneous	\$ 16,005
Furniture/Equip <\$5,000	\$ 4,000
Comp/Elec/Tech <\$5,000	\$ 8,500
Office Supplies	\$ 2,870
Office Rental	\$ 27,816
Insurance and Bonds	\$ 27,867
Postage/Mail Srvc	\$ 556,532
Reproduction	\$ 2,640
Computer Supplies	\$ 31,729
Utilities	\$ 65,196
Printing	\$ 19,720
Telephone	\$ 115,298
Janitorial Serv./Supp.	\$ 25,205
Hardware Rentals	\$ 540
Hardware Maint.	\$ 59,862
Dues/Subscriptions	\$ 4,145
Travel	\$ 565
Training	\$ 7,325
Legal/Litigation	\$ 1,440,000
Arbitration/SOAH	\$ 19,400
Other Professional Srvc.	\$ 376,261
Interest	\$ 902
Contingencies	\$ 100,000
Capital Outlay - Furn./Equip.	\$ -
Lease Payments - Principal	\$ 7,380
2023 Adopted Total	\$ 3,696,024
2022 Budget	\$ 3,453,644
FTE's 2023 Budget:	5
FTE's 2022 Budget:	5



End of Year Mail Report (2021)

Incoming	103,046
Outgoing	142,663
Presort	268,095
Folded/Inserted	89,231

Square footage of TAD Headquarters: **45,816**

Reproduction Cost New of Physical Plant:
\$8,156,620
(per AssetWORKS Risk Mgmt.)

Risk & liability insurance Cost per Sq. Foot:
\$ 0.61

Annual Utility Cost per Square Foot:
\$ 1.22

*Security provided through an inter-local agreement with Tarrant County Sheriff's Department

** Retiree health included in "Benefits"

Capital Expenditures 2023

6501 Capital Outlay - Furniture & equipment

	\$ -
Total	\$ -

6502 Capital Lease Payments - Principal

Folder/Inserter	\$ 2,100
Production Printer	\$ 5,280
Total	\$ 7,380

6504 Capital Outlay - Computer Software - Over \$5,000

SQL Server (Standard)	\$ 11,000
Total	\$ 11,000

6505 Capital Outlay - Computer Equipment- Over \$5,000

SAN Storage	\$ 130,000
Enterprise Tape Backup System	\$ 48,000
Total	\$ 178,000

Personnel Included in 2023 Budget

Residential Appraisal Department	# of Positions	Total Salaries Proposed
DIRECTOR	1	\$ 161,366
RESIDENTIAL DIVISION MANAGER	3	\$ 294,798
DATA QUALITY SUPERVISOR	1	\$ 70,262
DATA COLLECTION SUPERVISOR	2	\$ 160,888
RESIDENTIAL VALUATION ANALYST	10	\$ 786,490
SENIOR RESIDENTIAL APPRAISER	12	\$ 834,444
RESIDENTIAL APPRAISER	8	\$ 407,912
RESIDENTIAL VALUATION TECHNICIAN	4	\$ 183,264
SENIOR SUPP. SERV. SPCLST.	5	\$ 265,905
SUPP. SERV. SPCLST. II	1	\$ 43,222
Merit/Equity/COLA Pool		\$ 288,770
SALARY SUPPLEMENT - Auto Allowances	41	\$ 348,500
BPP/Utilities/Minerals Department		
DIRECTOR	1	\$ 126,484
DIVISION MANAGER	1	\$ 95,514
DIVISION SUPERVISOR	3	\$ 244,482
BPP VALUATION ANALYST	2	\$ 164,030
BPP RESEARCH SPECIALIST	1	\$ 72,403
SENIOR BPP APPRAISER	6	\$ 370,182
BPP APPRAISER	3	\$ 160,056
BPP VALUATION TECHNICIAN	3	\$ 142,314
SUPP. SERV. SUPERVISOR	1	\$ 63,253
SENIOR SUPP. SERV. SPCLST.	3	\$ 158,307
SUPP. SERVICES SPCLST. II	3	\$ 123,864
Merit/Equity/COLA Pool		\$ 154,880
SALARY SUPPLEMENT - Auto Allowances	20	\$ 165,500
Commercial Appraisal Department		
DIRECTOR	1	\$ 140,005
DIVISION MANAGER	5	\$ 617,735
COMMERCIAL APPRAISAL SPECIALIST	12	\$ 1,032,432
SENIOR LITIGATION SPECIALIST	2	\$ 235,996
LITIGATION SPECIALIST	3	\$ 254,466
SENIOR COMMERCIAL APPRAISER	12	\$ 796,140
COMMERCIAL APPRAISER	2	\$ 115,464
SUPP. SERV. SUPERVISOR	1	\$ 58,552
SUPP. SERV. COORDINATOR	1	\$ 49,192
SENIOR SUPP. SERV. SPCLST.	8	\$ 397,528
SUPP. SERV. SPCLST. II	3	\$ 122,802
Merit/Equity/COLA Pool		\$ 343,828
SALARY SUPPLEMENT - Auto Allowances	37	\$ 268,000
Information Services Department		
DIRECTOR	1	\$ 151,424

IT ENGINEERING & OPERATIONS MANAGER	1	\$	112,965
ENTERPRISE APPLICATIONS MANAGER	1	\$	132,808
WEB SOLUTIONS MANAGER	1	\$	132,808
ASST. IS DIRECTOR/BUSINESS ANALYST	1	\$	126,734
APPLICATIONS ARCHITECT	2	\$	213,408
DATABASE (DBA)/TECHNICAL ARCHITECT	1	\$	105,019
SENIOR IT INFRASTRUCTURE ENGINEER	1	\$	96,658
SENIOR FRONT END WEB DEVELOPER	1	\$	90,147
APPLICATION ENGINEER	2	\$	143,354
FRONT END WEB DEVELOPER	1	\$	72,509
IT INFRASTRUCTURE SPECIALIST	1	\$	72,113
SENIOR SYSTEMS SUPPORT SPCLST.	1	\$	92,851
QUALITY ASSURANCE LIAISON	1	\$	80,642
TECHNICAL SUPPORT SPCLST.	2	\$	122,654
Merit/Equity/COLA Pool		\$	157,148
SALARY SUPPLEMENT - Auto Allowances	1	\$	2,500

Support Services Department

DIRECTOR	1	\$	123,198
MANAGER OF SUPPORT SERVICES	1	\$	105,290
CUSTOMER SERVICES SUPERVISOR	1	\$	57,928
SENIOR CUSTOMER SERVICES REPRESENTATIVE	1	\$	50,003
CUSTOMER SERVICES REPRESENTATIVE II	4	\$	168,812
CUSTOMER SERVICES REPRESENTATIVE I	1	\$	33,488
LEAD IMAGING SPECIALIST	1	\$	66,123
SR. IMAGING SPECIALIST	1	\$	51,002
IMAGING SPECIALIST II	1	\$	42,723
EXEMPTIONS SUPERVISOR	1	\$	53,810
SENIOR EXEMPTIONS SPECIALIST	5	\$	232,980
SENIOR QA SPECIALIST	1	\$	32,965
EXEMPTIONS SPECIALIST II	11	\$	403,436
SR. COMPLEX EXEMPTIONS SPECIALIST	2	\$	82,000
SENIOR GEO-DATA SPECIALIST	1	\$	50,752
SUPERVISOR - RECORDS	1	\$	59,426
SENIOR DEED RECORDS SPECIALIST	4	\$	205,213
DEED RECORDS SPECIALIST II	5	\$	190,008
DEED RECORDS SPECIALIST I	1	\$	35,183
Merit/Equity/COLA Pool		\$	183,991
SALARY SUPPLEMENT - Auto Allowances	2	\$	5,000

Geographic Information Services

MAPPING/GIS MANAGER	1	\$	89,419
SENIOR GIS SPECIALIST	1	\$	78,707
GIS SPECIALIST II	2	\$	101,421
Merit/Equity/COLA Pool		\$	24,259

Administration Department (includes ARB Support staff)

EXECUTIVE DIRECTOR/CHIEF APPRAISER	1	\$	201,074
DIRECTOR OF ADMINISTRATION	1	\$	173,389
COMMUNICATION SPECIALIST	1	\$	63,461

PURCHASING AGENT	1	\$	76,170
FINANCE OFFICER	1	\$	76,315
PAYROLL/EDUCATION COORDINATOR	1	\$	64,355
HUMAN RESOURCE BENEFITS ADMINISTRATOR	1	\$	77,542
EXECUTIVE ASSISTANT	1	\$	73,320
MANAGER OF ARB OPERATIONS	1	\$	122,283
SUPPORT SERVICE COORDINATOR	1	\$	46,342
SENIOR SUPP. SERV. SPCLST.	3	\$	133,662
SUPP. SERV. SPCLST. II	6	\$	221,346
Merit/Equity/COLA Pool		\$	119,633
SALARY SUPPLEMENT - Auto Allowances	3	\$	18,800

General Operations

FACILITIES MANAGER	1	\$	74,408
CUSTODIAN	2	\$	77,524
SENIOR OFFICE SERVICES SPECIALIST	1	\$	56,879
SENIOR OPERATIONS SPECIALIST	1	\$	69,305
Merit/Equity/COLA Pool		\$	25,030
SALARY SUPPLEMENT - Auto Allowances	2	\$	6,000
Total Positions	214		

**2023 ADOPTED BUDGET
TARRANT APPRAISAL DISTRICT
Salary Schedule**

GRADE	JOB TITLE	MINIMUM	MIDPOINT	MAXIMUM	AUTO ALLOWANCE
Labor/Trades Group					
3	Custodian	\$ 28,028	\$ 36,090	\$ 44,151	
4	Facilities Supervisor	\$ 42,767	\$ 59,824	\$ 76,881	\$ 3,000
Departmental Services Support Group					
12	Support Service Specialist	\$ 34,632	\$ 43,711	\$ 52,790	
13	Support Service Specialist II	\$ 38,376	\$ 48,693	\$ 59,010	
14	Senior Support Service Specialist	\$ 40,019	\$ 52,585	\$ 65,150	
15	Support Service Coordinator	\$ 42,256	\$ 57,679	\$ 73,101	
	Senior Complex Exemption Specialist	\$ 42,256	\$ 57,679	\$ 73,101	\$ 2,500
16	Support Service Supervisor	\$ 51,210	\$ 64,730	\$ 78,250	
Records Services Group					
17	Exemptions Specialist I	\$ 35,006	\$ 42,661	\$ 50,315	
	Deed Records Specialist I	\$ 35,006	\$ 42,661	\$ 50,315	
	Customer Services Representative I	\$ 35,006	\$ 42,661	\$ 50,315	
18	Exemptions Specialist II	\$ 38,750	\$ 48,880	\$ 59,010	
	Deed Records Specialist II	\$ 38,750	\$ 48,880	\$ 59,010	
	Customer Services Representative II	\$ 38,750	\$ 48,880	\$ 59,010	
19	Senior Exemptions Specialist	\$ 42,016	\$ 54,236	\$ 66,456	
	Senior Deed Records Specialist	\$ 42,016	\$ 54,236	\$ 66,456	
	Senior Customer Services Representative	\$ 42,016	\$ 54,236	\$ 66,456	
	Senior Quality Assurance Specialist	\$ 42,016	\$ 54,236	\$ 66,456	
20	Exemptions Supervisor	\$ 51,230	\$ 64,740	\$ 78,250	
	Deed Records Supervisor	\$ 51,230	\$ 64,740	\$ 78,250	
	Customer Services Supervisor	\$ 51,230	\$ 64,740	\$ 78,250	
	Appraisal Review Board Supervisor	\$ 51,230	\$ 64,740	\$ 78,250	
Appraisal Group					
21	Residential Valuation Technician	\$ 46,467	\$ 59,551	\$ 72,635	\$ 10,000
	Commercial Valuation Technician	\$ 46,467	\$ 59,551	\$ 72,635	\$ 10,000
	Business Personal Property Valuation Technician	\$ 46,467	\$ 59,551	\$ 72,635	\$ 10,000
22	Residential Appraiser	\$ 53,664	\$ 67,652	\$ 81,640	\$ 10,000
	Commercial Appraiser	\$ 53,664	\$ 67,652	\$ 81,640	\$ 10,000
	Business Personal Property Appraiser	\$ 53,664	\$ 67,652	\$ 81,640	\$ 10,000
23	Senior Residential Appraiser	\$ 59,030	\$ 79,217	\$ 99,403	\$ 10,000
	Sr. Business Personal Property Appraiser	\$ 59,030	\$ 79,217	\$ 99,403	\$ 10,000
	Senior Commercial Appraiser	\$ 59,030	\$ 79,217	\$ 99,403	\$ 10,000
	Productivity Appraiser	\$ 59,030	\$ 79,217	\$ 99,403	\$ 10,000
24	Senior Productivity Appraiser	\$ 64,043	\$ 87,002	\$ 109,961	\$ 10,000
	Residential Valuation Analyst	\$ 64,043	\$ 87,002	\$ 109,961	\$ 7,000
	Commercial Properties Appraiser/Analyst	\$ 64,043	\$ 87,002	\$ 109,961	\$ 7,000
	Mineral Valuation Analyst	\$ 64,043	\$ 87,002	\$ 109,961	\$ 7,000
	Comm. Special Prop. Appraiser/Analyst	\$ 64,043	\$ 87,002	\$ 109,961	\$ 7,000
	Commercial Sales Research Specialist	\$ 64,043	\$ 87,002	\$ 109,961	\$ 7,000
	Sr. Business Personal Prop. Appraisal Specialist	\$ 64,043	\$ 87,002	\$ 109,961	\$ 7,000
	Business Personal Prop. Valuation Analyst	\$ 64,043	\$ 87,002	\$ 109,961	\$ 7,000
	Litigation Appraisal Specialist	\$ 64,043	\$ 87,002	\$ 109,961	\$ 7,000
	Business Personal Property Research Specialist	\$ 64,043	\$ 87,002	\$ 109,961	\$ 7,000

**2023 ADOPTED BUDGET
TARRANT APPRAISAL DISTRICT
Salary Schedule**

25	Sr. Commercial Sales Research Specialist	\$ 71,427	\$ 95,870	\$ 120,312	\$ 5,500
	Commercial Appraisal Specialist	\$ 71,427	\$ 95,870	\$ 120,312	\$ 5,500
	Regional Comm. Appraisal Supervisor	\$ 71,427	\$ 95,870	\$ 120,312	\$ 5,500
	Business Personal Property Appraisal Supervisor	\$ 71,427	\$ 95,870	\$ 120,312	\$ 5,500
	Sr. Special Comm. Properties Appraiser/Analyst	\$ 71,427	\$ 95,870	\$ 120,312	\$ 5,500
	Senior Litigation Appraisal Specialist	\$ 71,427	\$ 95,870	\$ 120,312	\$ 5,500
	Data Quality Supervisor	\$ 71,427	\$ 95,870	\$ 120,312	\$ 5,500
	Data Collection Supervisor	\$ 71,427	\$ 95,870	\$ 120,312	\$ 5,500
	Data Research Supervisor	\$ 71,427	\$ 95,870	\$ 120,312	\$ 5,500
26	Residential Division Manager	\$ 92,473	\$ 118,987	\$ 145,501	\$ 5,500
	Business Personal Property Division Mgr	\$ 92,473	\$ 118,987	\$ 145,501	\$ 5,500
	Residential Properties Research Manager	\$ 92,473	\$ 118,987	\$ 145,501	\$ 5,500
	Commercial Properties Research Manager	\$ 92,473	\$ 118,987	\$ 145,501	\$ 5,500
	Commercial Appraisal Manager	\$ 92,473	\$ 118,987	\$ 145,501	\$ 5,500
	Litigation Manager	\$ 92,473	\$ 118,987	\$ 145,501	\$ 5,500
	Manager of ARB Operations	\$ 92,473	\$ 118,987	\$ 145,501	\$ 2,500
	Manager of Support Services	\$ 92,473	\$ 118,987	\$ 145,501	\$ 2,500

Information Systems Group

28	Geo-Data Specialist	\$ 35,402	\$ 43,999	\$ 52,595	
29	Quality Assurance Specialist	\$ 37,710	\$ 46,866	\$ 56,022	
31	Senior Geo-Data Specialist	\$ 40,248	\$ 50,030	\$ 59,811	
32	GIS Specialist I	\$ 43,222	\$ 53,717	\$ 64,212	
33	Business Analyst/Application Developer	\$ 50,107	\$ 62,274	\$ 74,441	
	Senior Quality Assurance Specialist	\$ 50,107	\$ 62,274	\$ 74,441	
35	PC/Network Specialist	\$ 52,112	\$ 65,122	\$ 78,132	
36	GIS Specialist II	\$ 51,334	\$ 63,801	\$ 76,267	
37	Senior GIS Specialist	\$ 53,581	\$ 67,788	\$ 81,994	
	Senior PC/Network Specialist	\$ 53,581	\$ 67,788	\$ 81,994	
	Quality Assurance Liason	\$ 53,581	\$ 67,788	\$ 81,994	
39	Applications Engineer	\$ 57,050	\$ 79,805	\$ 102,560	
	IT Infrastructure Specialist	\$ 57,050	\$ 79,805	\$ 102,560	
	Front-End Web Developer	\$ 57,050	\$ 79,805	\$ 102,560	
	Senior Systems Support Specialist	\$ 57,050	\$ 79,805	\$ 102,560	
40	Senior Application Engineer	\$ 58,368	\$ 83,224	\$ 108,080	
	Mapping/GIS Manager	\$ 58,368	\$ 83,224	\$ 108,080	
41	Applications Architect	\$ 77,083	\$ 106,792	\$ 136,500	
	DBA/Infrastructure Architect	\$ 77,083	\$ 106,792	\$ 136,500	
	Technical Support Manager	\$ 77,083	\$ 106,792	\$ 136,500	
	Senior IT Infrastructure Engineer	\$ 77,083	\$ 106,792	\$ 136,500	
	Enterprise Solutions Architect	\$ 77,083	\$ 106,792	\$ 136,500	
	Senior Front-End Web Developer	\$ 77,083	\$ 106,792	\$ 136,500	
42	IT Engineering & Operations Manager	\$ 78,897	\$ 116,143	\$ 153,388	
	Enterprise Applications Manager	\$ 78,897	\$ 116,143	\$ 153,388	
	Assistant IS Director Business Analyst	\$ 78,897	\$ 116,143	\$ 153,388	
	Web Solutions Manager	\$ 78,897	\$ 116,143	\$ 153,388	

Executive/Administrative Group

34	Senior Operations Specialist	\$ 46,446	\$ 60,444	\$ 74,441	
44	Office Services Specialist	\$ 29,369	\$ 38,765	\$ 48,160	
45	Senior Office Services Specialist	\$ 38,500	\$ 52,516	\$ 66,532	\$ 3,000
46	Executive Assistant	\$ 44,949	\$ 68,996	\$ 93,043	

**2023 ADOPTED BUDGET
TARRANT APPRAISAL DISTRICT
Salary Schedule**

47	Payroll/Education Coordinator	\$ 44,949	\$ 68,996	\$ 93,043	
	Purchasing Agent	\$ 44,949	\$ 68,996	\$ 93,043	
	Administrative Specialist	\$ 44,949	\$ 68,996	\$ 93,043	
	Finance Officer	\$ 44,949	\$ 68,996	\$ 93,043	
	Human Resources Benefit Administrator	\$ 44,949	\$ 68,996	\$ 93,043	
	Communication Specialist	\$ 44,949	\$ 60,884	\$ 93,043	
48	Director of Comm. and Special Appraisal	\$ 101,192	\$ 152,495	\$ 203,798	\$ 2,500
	Director of Business Personal Property	\$ 101,192	\$ 152,495	\$ 203,798	\$ 2,500
	Director of Residential Appraisal	\$ 101,192	\$ 152,495	\$ 203,798	\$ 2,500
	Director of Support Services	\$ 101,192	\$ 152,495	\$ 203,798	\$ 2,500
	Director of Information Systems	\$ 101,192	\$ 152,495	\$ 203,798	\$ 2,500
49	Director of Administration	\$ 106,460	\$ 159,622	\$ 212,784	\$ 2,500
NA	Executive Director / Chief Appraiser		Negotiated		\$ 13,800



2023 Employee Benefits

Introductory Probationary Period:	All newly hired employees serve a minimum six-month introductory probationary period. Upon satisfactory completion of that period (and unless other pre-employment agreements have been made), a 5% salary increase is normally provided.
Medical Insurance:	TAD offers three Medical plans, 2 PPO plans or HDHP/HSA. TAD pays 100% of employee premiums. Dependent coverage is available at employee expense.
Dental Insurance:	TAD offers two Dental plans, Low/ High PPO plan. TAD pays 100% of employee premiums. Dependent coverage is available at employee expense.
Life Insurance:	TAD pays 100% of employee term life insurance coverage in an amount equal to one times an employee's annual salary. Added employee and dependent coverage are available at employee expense.
Leave Benefits:	Vacation leave at 10 days per year which increases up to 25 days per year with 15 or more years of continuous TAD employment. Sick leave at 15 days per Year.
Holidays:	TAD celebrates 11 holidays per year plus two optional holidays for a total of 13 holidays per year.
Retirement:	All TAD employees participate in the Texas County and District Retirement System, with employees contributing 7% of salary and TAD currently providing a 250% matching contribution. TAD does not participate in the Social Security System but does pay into the Medicare program at 1.45% of salary.
Deferred Compensation:	TAD employees can voluntarily participate in a deferred compensation program which allows for tax deferred salary payments into mutual funds which become taxable when withdrawn or a Roth contribution plan.
Voluntary Vision:	TAD employees can voluntarily participate in our Vision program to receive rich benefits for Eye glasses or Contact Lens exams and materials.
Vol Short Term Dis:	TAD employees can voluntarily participate in a Short-term disability program. Protects your income for a short duration in case of illness or injury.

**The above benefits are subject to change effective March 1, 2024. Questions pertaining to Tarrant Appraisal District salary rates and benefits should be directed to the Human Resource Section for response.*

Budgeted Amounts for Benefits for the 214 Positions Budgeted for 2023

POSITIONS	Residential 47	BPP/Util/Min 27	Commercial 50	Info. Services 18	Supp. Serv. 44	Geo. Info. Sv. 4	Admin/ARB 19	Gen. Ops. 5
Retirement	\$ 540,519	\$ 282,936	\$ 617,125	\$ 261,999	\$ 310,819	\$ 42,243	\$ 207,609	\$ 44,076
Medicare	\$ 55,982	\$ 29,304	\$ 63,917	\$ 27,136	\$ 32,192	\$ 4,375	\$ 21,792	\$ 4,565
Life Ins.	\$ 3,529	\$ 1,893	\$ 4,502	\$ 1,921	\$ 1,607	\$ 297	\$ 1,462	\$ 306
LTD	\$ 5,455	\$ 2,926	\$ 6,495	\$ 2,968	\$ 2,249	\$ 458	\$ 2,260	\$ 473
Unemp. Ins.	\$ 7,686	\$ 4,038	\$ 8,816	\$ 3,743	\$ 3,475	\$ 603	\$ 2,966	\$ 629
Wrk. Comp	\$ 13,451	\$ 7,066	\$ 15,428	\$ 6,550	\$ 4,391	\$ 1,056	\$ 5,190	\$ 1,100
Medical Ins.	\$ 498,467	\$ 286,353	\$ 530,284	\$ 190,902	\$ 466,650	\$ 42,423	\$ 201,508	\$ 53,028
Dental Ins.	\$ 20,031	\$ 11,507	\$ 21,210	\$ 7,671	\$ 18,752	\$ 1,705	\$ 8,098	\$ 2,131
Retiree Ins.							* \$	185,400

* 103 Potential Retirees

**TARRANT APPRAISAL DISTRICT
2023 ADOPTED BUDGET
TAX ENTITY BUDGET ALLOCATIONS**

Tax Unit Allocations are Based on 2021 September Values and 2021 Adopted Tax Rates.

TAX UNIT NAME	September 2021 Net Tax Value	2021 Tax Rate	Adjusted Levy	% of Tot Levy	Allocation Estimate
Aledo ISD	\$ 437,849,749	1.367900	5,906,880.72	0.09763798	\$ 27,073.73
Arlington ISD	\$ 38,936,678,160	1.308700	490,740,397.08	8.11170981	\$ 2,249,270.30
Azle ISD	\$ 2,420,460,357	1.210500	27,290,377.62	0.45109721	\$ 125,083.32
Birdville ISD	\$ 14,400,219,015	1.279800	175,845,792.95	2.90664892	\$ 805,975.46
Burleson ISD	\$ 2,244,941,889	1.442900	31,285,153.52	0.51712899	\$ 143,393.06
Carroll ISD	\$ 11,409,773,863	1.218800	135,766,512.84	2.24415712	\$ 622,275.21
Castleberry ISD	\$ 1,247,817,706	1.434600	17,030,864.81	0.28151225	\$ 78,059.64
Crowley ISD	\$ 10,337,815,565	1.442900	145,627,840.79	2.40716027	\$ 667,473.84
Eagle Mtn-Saginaw ISD	\$ 14,637,313,369	1.434600	205,075,529.59	3.38980283	\$ 939,947.68
Everman ISD	\$ 2,120,851,635	1.327118	27,339,082.80	0.45190228	\$ 125,306.55
Fort Worth ISD	\$ 52,417,935,127	1.281600	646,480,838.59	10.68602665	\$ 2,963,094.46
Godley ISD	\$ 99,268,403	1.474600	1,361,962.87	0.02251261	\$ 6,242.45
Grapevine-Colleyville ISD	\$ 19,033,855,157	1.130800	210,038,156.12	3.47183273	\$ 962,693.49
H-E-B ISD	\$ 19,801,242,688	1.109800	212,346,460.35	3.50998792	\$ 973,273.42
Keller ISD	\$ 24,471,184,376	1.272900	303,277,163.92	5.01303003	\$ 1,390,047.21
Kennedale ISD	\$ 2,064,875,728	1.226400	24,335,605.93	0.40225621	\$ 111,540.35
Lake Worth ISD	\$ 1,406,897,615	1.442900	19,955,441.69	0.32985414	\$ 91,464.21
Lewisville ISD	\$ 479,482,003	1.236800	5,938,765.41	0.09816502	\$ 27,219.87
Mansfield ISD	\$ 18,388,521,603	1.334600	239,027,855.31	3.95101893	\$ 1,095,565.51
Northwest ISD	\$ 13,296,767,669	1.274600	167,835,054.71	2.77423515	\$ 769,258.87
White Settlement ISD	\$ 3,188,721,490	1.417400	43,690,765.40	0.72218797	\$ 200,253.21
City of Arlington	\$ 36,310,865,950	0.599800	209,802,342.97	3.46793485	\$ 961,612.66
City of Azle	\$ 1,091,649,609	0.623426	6,805,627.49	0.11249385	\$ 31,193.06
City of Bedford	\$ 5,788,637,389	0.495726	26,552,335.58	0.43889772	\$ 121,700.56
City of Benbrook	\$ 2,933,535,260	0.595000	16,594,843.80	0.27430503	\$ 76,061.17
City of Blue Mound	\$ 240,743,821	0.560545	1,311,592.45	0.02168001	\$ 6,011.58
City of Burleson	\$ 977,862,611	0.657200	6,157,565.08	0.10178168	\$ 28,222.72
City of Colleyville	\$ 6,923,035,189	0.265618	17,899,236.61	0.29586603	\$ 82,039.75
City of Crowley	\$ 1,633,127,728	0.645203	10,209,967.09	0.16876599	\$ 46,796.59
Dalworthington Gardens	\$ 446,420,845	0.665133	2,579,171.36	0.04263250	\$ 11,821.43
Edgecliff Village	\$ 310,644,399	0.267425	830,740.78	0.01373176	\$ 3,807.64
City of Euless	\$ 6,139,616,717	0.460000	27,393,897.90	0.45280835	\$ 125,557.79
City of Everman	\$ 294,014,181	1.119676	3,292,006.22	0.05441533	\$ 15,088.65
City of Flower Mound	\$ 469,333,114	0.405000	1,900,799.11	0.03141932	\$ 8,712.16
City of Forest Hill	\$ 823,496,182	0.882820	7,269,988.99	0.12016953	\$ 33,321.43
City of Fort Worth	\$ 96,670,033,162	0.712500	675,323,873.28	11.16278856	\$ 3,095,294.25
City of Grand Prairie	\$ 9,885,744,207	0.660000	64,332,525.77	1.06338664	\$ 294,863.11
City of Grapevine	\$ 11,039,432,647	0.271775	30,002,701.08	0.49593065	\$ 137,515.04
Haltom City	\$ 3,559,583,338	0.608162	20,881,705.22	0.34516485	\$ 95,709.67

City of Haslet	\$	1,384,012,713	0.296957	4,056,645.63	0.06705446	\$	18,593.32
City of Hurst	\$	3,969,094,023	0.614043	22,686,697.01	0.37500052	\$	103,982.71
City of Keller	\$	6,929,084,947	0.3545	24,393,998.14	0.40322141	\$	111,807.99
City of Kennedale	\$	1,020,055,741	0.70619	7,203,531.64	0.11907102	\$	33,016.83
Town of Lakeside	\$	191,345,325	0.493500	944,289.18	0.01560866	\$	4,328.08
City of Lake Worth	\$	625,577,220	0.438928	2,745,833.58	0.04538735	\$	12,585.31
City of Mansfield	\$	8,557,665,074	0.680000	56,953,941.50	0.94142208	\$	261,043.94
City of North Richland Hills	\$	7,690,362,747	0.547972	40,336,994.55	0.66675170	\$	184,881.47
Town of Pantego	\$	407,792,853	0.475931	1,940,812.60	0.03208073	\$	8,895.56
City of Pelican Bay	\$	110,728,836	0.753999	834,894.32	0.01380041	\$	3,826.67
City of Reno	\$	9,569,901	0.468166	44,803.02	0.00074057	\$	205.35
City of Richland Hills	\$	861,207,040	0.538885	4,328,012.56	0.07154003	\$	19,837.11
City of River Oaks	\$	493,364,174	0.754168	3,498,857.72	0.05783449	\$	16,036.74
City of Roanoke	\$	147,769,011	0.339779	502,088.07	0.00829928	\$	2,301.28
City of Saginaw	\$	2,667,813,474	0.508042	13,553,612.93	0.22403490	\$	62,121.93
City of Sansom Park	\$	287,779,341	0.677660	1,872,353.48	0.03094913	\$	8,581.79
City of Southlake	\$	9,646,161,742	0.360000	34,512,595.27	0.57047710	\$	158,185.79
Town of Trophy Club	\$	153,708,622	0.434799	645,769.55	0.01067427	\$	2,959.83
City of Watauga	\$	1,924,832,313	0.570200	10,315,096.85	0.17050374	\$	47,278.44
Town of Westover Hills	\$	595,153,495	0.486833	2,897,403.61	0.04789273	\$	13,280.02
Westworth Village	\$	448,173,080	0.475000	2,128,822.13	0.03518844	\$	9,757.29
City of White Settlement	\$	1,312,757,483	0.712115	9,348,342.95	0.15452375	\$	42,847.40
Tarrant County	\$	262,706,197,581	0.224000	569,902,988.58	9.42023052	\$	2,612,105.86
Tarrant County Hospital District	\$	262,899,164,493	0.224429	590,021,965.88	9.75278782	\$	2,704,319.62
Tarrant County College District	\$	264,445,356,368	0.130170	332,034,686.38	5.48837846	\$	1,521,855.07
Tarrant Regional Water District	\$	98,404,733,327	0.0269	26,470,873.26	0.43755119	\$	121,327.18
Emergency Services District #1	\$	8,508,538,005	0.08	6,806,830.40	0.11251373	\$	31,198.58
Trophy Club MUD #1	\$	623,256,261	0.091340	569,282.27	0.00940997	\$	2,609.26
Live Oak Creek MUD	\$	210,874,319	0.942000	1,986,436.08	0.03283486	\$	9,104.67
Viridian Mgmt District	\$	1,375,638,949	0.448100	6,164,238.13	0.10189198	\$	28,253.30
Westlake	\$	2,034,215,065	0.167880	3,350,843.25	0.05538788	\$	15,358.33
Far North Fort Worth MUD #1	\$	138,380,196	1.000000	1,383,801.96	0.02287360	\$	6,342.55
Karis Municipal Mgmt District		788,439	0.350000	2,759.54	0.00004561	\$	13
							27,728,683
							6,049,777,525.82
							100.00000000
							\$